



Date: 10/08/2022

To
BSE Limited
P. J. Towers,
Dalal Street, Fort,
Mumbai – 400 001.

Dear Sir,

Scrip Code: 960472, 960473, 960474, 960475

Sub: Submission of Unaudited Financial Results for the Quarter ended 30th June, 2022 under Regulation 52 of SEBI (Listing Obligations and Disclosure Requirements) Regulations, 2015 (the “Listing Regulations”)

With reference to Regulation 52 of the Listing Regulations, we hereby inform you that the Board of Directors of the Company, at their meeting have approved and taken on record the unaudited financials of the Company for the quarter ended June 30, 2022.

M/s K A S G & Co., the Statutory Auditors of the Company, have issued the Limited Review Reports along with unaudited Financials of the Company for the quarter ended June 30, 2022, with an unmodified opinion.

Attached herewith are the following:

1. Limited Review Report along with unaudited Financial Results for the quarter year ended June 30, 2022;
2. Information under Regulation 52(4) of the Listing Regulations; and
3. Statement under Regulation 52(7) of the Listing Regulations.

For Dar Credit & Capital Ltd.

For Dar Credit & Capital Ltd.

Kashish Arora

Kashish Arora
Company Secretary

Registered Office :

Business Tower
206, A.J.C Bose Road
Unit No. 6B, 6th Floor
Kolkata 700017, W.B.

Tel : 033 2287 3355, 4064 6495

Email : Kolkata@darcredit.com

Website : www.darcredit.com

CIN : U65999WB1994PLC064438

Limited Review Report on Quarterly Financial Results of DAR Credit and Capital Limited for unaudited standalone quarterly and year to date results ended on 30th June'22 pursuant to Regulation 52 of the SEBI (Listing Obligations and Disclosure Requirements) Regulations, 2015

Review report to Board of Directors of DAR Credit and Capital Ltd.,

We have reviewed the accompanying standalone statement of unaudited financial results of DAR Credit and Capital Limited for the period ended on 30th June'22. This statement is the responsibility of the NBFC's Management and has been approved by the Board of Directors. Our responsibility is to issue a report on these financial results based on our review.

We conducted our review of the Statement in accordance with the Standard on Review Engagements (SRE) 2410 - "Review of Interim Financial Information Performed by the Independent Auditor of the Entity", issued by the Institute of Chartered Accountants of India. This standard requires that we plan and perform the review to obtain moderate assurance as to whether the financial statements are free of material misstatement. A review is limited primarily to inquiries of company personnel and analytical procedures applied to financial data and thus provides less assurance than an audit. We have not performed an audit and accordingly, we do not express an audit opinion.

Based on our review conducted as above, nothing has come to our attention that causes us to believe that the accompanying statement of unaudited financial results prepared in accordance with applicable accounting standards and other recognized accounting practices and policies has not disclosed the information required to be disclosed in terms of Regulation 52 of the SEBI (Listing Obligations and Disclosure Requirements) Regulations, 2015 including the manner in which it is to be disclosed, or that it contains any material misstatement or that it has not been prepared in accordance with the relevant prudential norms issued by the Reserve Bank of India in respect of income recognition, asset classification, provisioning and other related matters.

Our conclusion is not modified in respect of this matter.

For KASG & Co.
Chartered Accountants
(Firm Registration No: 002228C)





Roshan Kumar Bajaj
Partner
Membership Number- 068523
UDIN- 22068523AORYPI8766

Place of signature- Kolkata
Date- 10/08/2022

DAR CREDIT & CAPITAL LTD

CIN: U65999WB1994PLC064438

Registered Office: Business Tower, 206 A.J.C Bose Road 6th Floor, Unit No. 6B, Kolkata- 700017

Website: www.darcredit.com

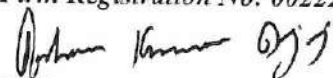
Statement of unaudited financial results for the Quarter ended 30th June, 2022

Sr. No.	Particulars	3 months ended (30-06-2022)	Preceding 3 months ended (31-03-2022)	Corresponding 3 months ended (30-06-2021)	Year ended (31-03-2022)
		Unaudited	Unaudited	Unaudited	Audited
1	Revenue from Operations	55,386,390	63,257,185	65,505,880	242,266,073
2	Other Income	839,977	6,322,743	153,936	6,968,495
3	Total Income (1+2)	56,226,367	69,579,927	65,659,816	249,234,576
4	<u>Expenses:</u>				
	(a)Employee Benefits Expense	7,378,669	11,151,778	8,264,420	36,982,029
	(b)Finance Costs	27,850,453	32,230,490	31,123,801	121,266,316
	(c)Depreciation and Amortization Expense	1,478,094	1,616,080	1,294,799	5,503,830
	(d) Provisions	443,270	874,034	286,547	1,874,034
	(e)Other Expenses	10,637,134	13,084,511	15,818,425	48,117,569
	Total Expenses	47,787,620	58,956,893	56,787,992	213,743,778
5	Profit before exceptional and extraordinary items and tax (3-4)	8,438,747	10,623,034	8,871,824	35,490,789
6	Exceptional Items	-	-	-	-
7	Profit before extraordinary items and tax (5-6)	8,438,747	10,623,034	8,871,824	35,490,789
8	Extraordinary Items	-	-	-	-
9	Profit Before Tax (7- 8)	8,438,747	10,623,034	8,871,824	35,490,789
10	<u>Tax Expense:</u>				
	(a) Current tax	-2,648,383	-3,466,438	-1,831,675	-8,439,989
	(b) Deferred tax	-368,620	-1,980,617	-199,677	-1,474,481
11	Profit from continuing operations (9-10)	5,421,743	5,175,979	6,840,472	25,576,320
12	Profit from discontinuing operations	-	-	-	-
13	Tax expense of discontinuing operations	-	-	-	-
14	Profit from discontinuing operations (after tax) (12-13)	-	-	-	-



15	Profit for the period (I1+I4)	5,421,743	5,175,979	6,840,472	25,576,320
16	Earnings per equity share:				
	(a) Basic	0.54	0.52	0.68	2.56
	(b) Diluted	0.54	0.52	0.68	2.56

For and on behalf of
KASG & Co. (Chartered Accountants)
Firm Registration No: 002228C



Roshan Kumar Bajaj
Partner

Membership Number- 068523



For and on behalf of
Dar Credit & Capital Ltd

Ramesh Kumar Vijay


Director

DIN: 00658473

Notes:

- 1) The unaudited results for the quarter ended June 30, 2022 ("The statement") of Dar Credit & Capital Ltd (the "Company") have been prepared in accordance with GAAP. These financial results together with the results for the comparative reporting period have been prepared in accordance with the recognition and measurement principles prescribed under accounting principles generally accepted in India.
- 2) The company is a Non Systematically Important Non Deposit taking Non Banking Financial Company (NBFC- ND) registered with the Reserve Bank of India(RBI).
- 3) The above financial results have been reviewed by the audit committee. The results have been approved by the Board of Directors of the company at their meeting held on 10th August, 2022.
- 4) In compliance with Regulation 52 of the Securities Exchange Board of India ('SEBI') (Listing Obligations and Disclosure Requirements) Regulations, 2015 a limited review of financial results for the quarter ended June 2022 has been carried out by the Statutory auditors of the company. The financial information for the quarter ended June 30, 2021 were prepared by the Management and approved by the Company's Board of directors and have not been subject to Limited review.
- 5) The figures for the quarter ended 31st March 2022 of the previous year are the balancing figures between audited figures in respect of the full financial year and the published year-to-date figures up to the end of third quarter, i.e. nine months ended 31st December 2021 of the previous financial year.
- 6) The investment in Company's Wholly Owned Subsidiary (Dar Credit Microfinance Private Ltd.) closed out on 19th April, 2022. A Resolution for Striking off the name of the subsidiary was passed by the subsidiary on 31st March, 2022 in its Board Meeting and Extra Ordinary General Meeting of its shareholders. The Company received a sum of Rs. 506.5 lakhs on 19th April, 2022 against its investment of Rs. 500 lakhs. The resultant gain of Rs. 6.5 lakhs has been recognised in Statement of Profit & Loss. The Company no longer has a Subsidiary and hence is not required to prepare Consolidated Financial Statements.

For and on behalf of
KASG & Co. (Chartered Accountants)
Firm Registration No: 002228C



Roshan Kumar Bajaj
Partner

Membership Number- 068523



For and on behalf of
Dar Credit & Capital Ltd

Ramesh Kumar Vijay
Director
DIN: 00658473

Note: We have signed these statement for identification purpose only. These results should be read in conjunction with our report dated August 10, 2022.

DAR CREDIT & CAPITAL LTD.
CIN : U65999WB1994PLC064438
Standalone Balance Sheet as at 30th June 2022

Sr. No.	Particulars	Note No.	As at 30th June 2022	As at 31st March, 2022
			2022	2022
I.	EQUITY AND LIABILITIES			
	<u>(1) Shareholders' Funds</u>			
	(a) Share Capital	2	10,00,00,000	10,00,00,000
	(b) Reserves and Surplus	3	52,06,36,801	51,52,15,057
	<u>(2) Non-Current Liabilities</u>			
	(a) Long-Term Borrowings	4	52,13,19,328	48,77,27,427
	(b) Long-term provisions	5	8,01,876	8,01,876
	<u>(3) Current Liabilities</u>			
	(a) Short-Term Borrowings	6	42,57,84,346	57,99,51,566
	(b) Trade Payables	7	57,19,349	69,18,722
	(c) Other Current Liabilities	8	50,18,717	29,43,310
	(d) Short-Term Provisions	9	1,13,50,430	1,09,50,430
	Total Equity & Liabilities		1,59,06,30,846	1,70,45,08,389
II.	ASSETS			
	<u>(1) Non-Current Assets</u>			
	(a) Plant Property and Equipment	10	9,04,95,276	8,57,61,529
	(b) Non-Current Investments	11	84,000	5,00,84,000
	(c) Deferred Tax Assets (Net)	12	62,31,941	66,00,561
	(d) Long-Term Loans and Advances	13	70,17,26,689	74,06,37,157
	(e) Other Non-current assets	14	12,93,71,717	12,93,71,717
	<u>(2) Current Assets</u>			
	(a) Current Investments	15	5,58,46,386	11,95,06,213
	(b) Cash and Cash Equivalents	16	12,76,25,452	15,67,33,257
	(c) Short-Term Loans and Advances	17	45,35,95,053	39,74,09,588
	(d) Other Current Assets	18	2,56,54,332	1,84,04,367
	Total Assets		1,59,06,30,846	1,70,45,08,389

For DAR CREDIT & CAPITAL LTD.

Director

DAR CREDIT & CAPITAL LTD.

CIN : U65999WB1994PLC064438

Standalone Statement of Profit and Loss for the quarter ended 30th June, 2022

Sr. No.	Particulars	Note No.	As at 30th June	As at 31st
			2022	March, 2022
1	Revenue from Operations	19	5,53,86,390	24,22,66,073
2	Other Income	20	8,39,977	69,68,495
3	Total Income (1+2)		5,62,26,367	24,92,34,567
4	Expenses:			
	(a)Employee Benefits Expense	21	73,78,669	3,69,82,029
	(b)Finance Costs	22	2,78,50,453	12,12,66,316
	(c)Depreciation and Amortization Expense	11	14,78,094	55,03,830
	(d) Provisions	23	4,43,270	18,74,034
	(e)Other Expenses	24	1,06,37,134	4,81,17,569
	Total Expenses		4,77,87,620	21,37,43,778
5	Profit before exceptional and extraordinary items and tax (3-4)		84,38,747	3,54,90,789
6	Exceptional Items		-	-
7	Profit before extraordinary items and tax (5-6)		84,38,747	3,54,90,789
8	Extraordinary Items		-	-
9	Profit Before Tax (7-8)		84,38,747	3,54,90,789
10	Tax Expense:			
	(a) Current tax		(26,48,383)	(84,39,989)
	(b) Deferred tax		(3,68,620)	(14,74,481)
15	Profit for the period		54,21,743	2,55,76,320
16	Earnings per equity share:			
	(a) Basic		0.54	2.56
	(b) Diluted		0.54	2.56

For DAR CREDIT & CAPITAL LTD.

12
Director

DAR CREDIT & CAPITAL LTD.

CIN : U65999WB1994PLC064438

Notes to standalone financial statements for the quarter ended 30th June, 2022

i. Note 2 : Share Capital

Particulars	As at 30th June 2022		As at 31st March, 2022	
	Number	Amount in Rs.	Number	Amount in Rs.
Authorised				
Equity shares of Rs.10 each	1,25,00,000	12,50,00,000	1,25,00,000	12,50,00,000
Issued, Subscribed & Fully paid up				
Equity shares of Rs.10 each	1,00,00,000	10,00,00,000	1,00,00,000	10,00,00,000

Rights of Shareholders

The company has one class of Equity shares having a face value of Rs. 10 each. Each shareholder is eligible for one vote per share held. The equity shares of the company rank pari-passu in all respects including voting rights and entitlement to dividend.

ii. Details of the Shareholders holding more than 5% of Equity Shares of the Company

Name of Shareholder	As at 30th June 2022		As at 31st March, 2022	
	No. of Shares held	% Holding	No. of Shares held	% Holding
Ramesh Kumar Vijay	19,50,866	19.51	19,50,866	19.51
Rakshita Vijay	9,85,066	9.85	9,85,066	9.85
Ramesh Kumar Vijay and others(HUF)	8,80,400	8.80	8,80,400	8.80
Karan Vijay	9,85,456	9.85	9,85,456	9.85
Nikita Vijay	8,68,728	8.69	5,68,728	5.69
Tanvee Vijay	8,68,450	8.68	5,68,450	5.68
R R Family Trust	9,33,333	9.33	9,33,333	9.33
Primerose Foundation	8,29,000	8.29	8,29,000	8.29

For DAR CREDIT & CAPITAL LTD.

12
Director

DAR CREDIT & CAPITAL LTD.

CIN : U65999WB1994PLC064438

Notes to standalone financial statements for the quarter ended 30th June, 2022

iii. Reconciliation of shares outstanding at the beginning of the year and at the end of the year

Equity Shares	As at 30th June 2022		As at 31st March, 2022	
	Number of Shares	Amount in Rs.	Number of Shares	Amount in Rs.
At the beginning of the year	1,00,00,000	10,00,00,000	1,00,00,000	10,00,00,000
Add: Issued during the year	-	-		
Outstanding at the end of the year	1,00,00,000	10,00,00,000	1,00,00,000	10,00,00,000

iii. Reconciliation of shares held by promoters

Shares held by promoters at the end of the year			% change during the year
Promoter name	No. of shares	% of total shares	
Ramesh Kumar Vijay	19,50,866	19.51%	-
Raj Kumar Vijay	3,22,133	3.22%	-
Rakshita Vijay	9,85,066	9.85%	-
Kusum Vijay	1,06,456	1.06%	-
Nikita Vijay	8,68,728	8.69%	3%
Tanvee Vijay	8,68,450	8.68%	3%
Ramesh Kumar Vijay and others(HUF)	8,80,400	8.80%	-
Karan Vijay	9,85,456	9.85%	-
Kamala Vijay	4,66,667	4.67%	-
Vitika Vijay	2,22,222	2.22%	-
Tanay Vijay	55,556	0.56%	-
R R Family Trust	9,33,333	9.33%	-
Primerose Foundation	8,29,000	8.29%	-
Total	94,74,333	94.74%	-

For DAR CREDIT & CAPITAL LTD.

12
Director

DAR CREDIT & CAPITAL LTD.
CIN : U65999WB1994PLC064438
Notes to standalone financial statements for the quarter ended 30th June, 2022

Note 3 : Reserves and Surplus

Particulars	As at 30th June	As at 31st March,
	2022	2022
Securities Premium Reserve	30,80,00,000	30,80,00,000
General Reserve		
Balance at the beginning of the year	12,79,65,000	11,79,65,000
Additions: Transferred from from P&L	-	1,00,00,000
Balance at the closing of the of the year	12,79,65,000	12,79,65,000
Reserve Fund (As per RBI Act)		
Balance at the beginning of the year	4,62,15,818	4,11,00,554
Additions: Transferred from from P&L	10,84,349	51,15,264
	4,73,00,167	4,62,15,818
Amalgamation Reserve	84,94,394	84,94,394
Balance of Statement of Profit and Loss A/c.		
Balance at the beginning of the year	2,45,39,845	3,09,03,171
Additions: Profit during the year	43,37,395	1,04,61,055
Less: Payment of Dividend	-	50,00,003
Less: taxes of earlier years	-	1,18,24,378
Balance at the closing of the of the year	2,88,77,240	2,45,39,845
Total	52,06,36,801	51,52,15,057

Note 4 : Long Term Borrowings

Particulars	As at 30th June	As at 31st March,
	2022	2022
Secured :		
(a) Term Loan		
(I) From Banks- Vehicle Loan		
HDFC Bank Ltd.	77,18,816	30,08,565
State Bank of India	9,99,023	10,98,711
Axis bank	28,94,139	31,37,023
Total (A)	1,16,11,978	72,44,299
(II) From Banks		
Bandhan Bank Ltd.	3,83,82,175	5,58,93,510
AU Small Finance Bank	1,58,06,220	2,36,92,842
Punjab National Bank (erstwhile UBI)	6,00,00,000	6,50,00,000
SIDBI	4,50,00,000	5,00,00,000
CSB Bank	2,02,15,914	2,62,49,938
ESAF Small Finance Bank	4,71,42,000	5,00,00,000
State Bank of India	16,94,23,287	12,95,10,563
Total (B)	39,59,69,596	40,03,46,853
(III) From Others	Total (C)	
	29,27,92,184	36,36,95,364
	70,03,73,758	77,12,86,517
Less: Current maturities of Long-term borrowings	31,19,35,295	41,54,81,059
(b) Debentures	Total (D)	
	13,28,80,865	13,19,21,970
Total (a+b)	52,13,19,328	48,77,27,427

3. Secured redeemable Debentures against Book debt. (Face value Rs. 5 Lakhs per unit)

Particulars	Date of Issue	Date of Redemption	Amount in Rs.
3 Years, 12.25% Cumulative redeemable debentures	Feb' 2021	Jan' 2024	2,00,00,000
3 Years, 12.00% Non-cumulative redeemable debentures	Feb' 2021	Jan' 2024	3,20,00,000
5 Years, 12.25% Cumulative redeemable debentures	Feb' 2021	Jan' 2026	2,75,00,000
5 Years, 12.00% Non-cumulative redeemable debentures	Feb' 2021	Jan' 2026	4,55,00,000
Total			12,50,00,000

For DAR CREDIT & CAPITAL LTD.

Director

DAR CREDIT & CAPITAL LTD.
CIN : U65999WB1994PLC064438
Notes to standalone financial statements for the quarter ended 30th June, 2022

Note 5: Long-term provisions

Particulars	As at 30th June 2022	As at 31st March, 2022
Provision for gratuity	-	-
Non-current Defined Benefit Obligation	8,01,876	8,01,876
Total	8,01,876	8,01,876

Note 6 : Short Term Borrowings

Particulars	As at 30th June 2022	As at 31st March, 2022
(a) Secured		
Cash Credit :		
State Bank of India	8,24,96,431	14,23,71,565
Bandhan Bank	-	-
AU Small Finance Bank	-	-
Bank Overdraft :		
Punjab National Bank	1,00,12,015	1,00,16,705
State Bank of India	63,83,369	-
	9,88,91,815	15,23,88,270
(b) Unsecured :		
From Inter Corporates	1,49,57,236	1,20,82,237
	1,49,57,236	1,20,82,237
(c) Current maturities of long term borrowings:	31,19,35,295	41,54,81,059
Total (a+b+c)	42,57,84,346	57,99,51,566

Note 7: Trade Payables

Particulars	As at 30th June 2022	As at 31st March, 2022
Sundry Creditors for Goods & services		
Total outstanding dues of micro enterprises and small enterprises	-	-
Total outstanding dues of creditors other than micro enterprises and small enterprises	57,19,349	69,18,722
Total	57,19,349	69,18,722

Trade Payables ageing schedule

Particulars	Outstanding for following period from due date of payment				
	Less than 1 year	1-2 years	2-3 years	More than 3 years	Total
(i) MSME	-	-	-	-	-
(ii) Others	42,89,512	14,29,837	-	-	57,19,349
(iii) Disputed dues - MSME	-	-	-	-	-
(iv) Disputed dues - Others	-	-	-	-	-

For DAR CREDIT & CAPITAL LTD.

12
Director

DAR CREDIT & CAPITAL LTD.
CIN : U65999WB1994PLC064438
Notes to standalone financial statements for the quarter ended 30th June, 2022

Note 8: Other Current Liabilities

Particulars	As at 30th June 2022	As at 31st March, 2022
Other Payables		
Audit Fees	2,80,659	-
Statutory dues payable	8,31,905	9,88,261
Salary Payable	17,26,321	15,27,987
Others	21,79,832	4,27,063
Total	50,18,717	29,43,310

Note 9: Short Term Provisions

Particulars	As at 30th June 2022	As at 31st March, 2022
Provision for Gratuity		
Current Defined Benefit Obligation	4,713	4,713
	4,713	4,713
Provision for Bad & Doubtful Debts	57,34,609	53,34,609
Contingent Provisions against Standard Assets (As per RBI Rules)	56,11,108	56,11,108
Provision for Tax (net of Advance tax of Current year)	-	-
Total	1,13,50,430	1,09,50,430

Note 11: Non Current Investments

Particulars	As at 30th June 2022	As at 31st March, 2022
Un-Quoted Equity Shares valued at Cost:		
In wholly owned subsidiary		
Dar Credit Micro Finance Pvt. Ltd.		
50 Lakhs shares of Rs 10 each	-	5,00,00,000
Other Investments		
ARCL Organics Ltd.		
8400 shares of Rs 10 each	84,000	84,000
Total	84,000	5,00,84,000

1. Equity shares are carried at cost having face value of Rs 10 each

Note 12: Deferred Tax Asset (Net)

Particulars	As at 30th June 2022	As at 31st March, 2022
Opening Deferred Tax Asset	66,00,561	80,75,043
Add/(Less): Deferred Tax Asset created/(reversed) during the year	(3,68,620)	(14,74,482)
Closing Deferred Tax Asset	62,31,941	66,00,561

For DAR CREDIT & CAPITAL LTD.

12
Director

DAR CREDIT & CAPITAL LTD.
CIN : U65999WB1994PLC064438
Notes to standalone financial statements for the quarter ended 30th June, 2022

Note 13 : Long Term Loans and Advances

Particulars	As at 30th June 2022	As at 31st March, 2022
Unsecured, considered good Loans (other than related parties)	70,17,26,689	74,06,37,157
Total	70,17,26,689	74,06,37,157

Note 14: Other Non-current assets

Particulars	As at 30th June 2022	As at 31st March, 2022
Security Deposit (Maturing after 12 months from Balance Sheet date) (In Lien with Bank)	12,93,71,717	12,93,71,717
Total	12,93,71,717	12,93,71,717

Note 15: Current Investments

Particulars	As at 30th June 2022	As at 31st March, 2022
(a) Quoted Mutual Fund valued at Cost:	2,61,12,309	8,61,12,309
Aggregate NAV of Mutual Fund	2,61,12,309	8,61,12,309
(b) In Debentures	2,48,47,780	2,84,86,320
(c) In Real Estate Venture Capital Fund	48,86,297	49,07,584
Total (a+b+c)	5,58,46,386	11,95,06,213

Note- 16.1 :Cash and Cash Equivalents

Particulars	As at 30th June 2022	As at 31st March, 2022
(a) Balances with Banks		
On Current Accounts	5,60,78,668	7,00,69,797
Fixed Deposits (Maturing within 3 months from BS date) (In Lien with Bank)	6,91,01,615	6,98,16,197
	12,51,80,283	13,98,85,994
(b) Cash-in Hand		
Cash Balances	24,45,169	10,61,168
Total (a+b)	12,76,25,452	14,09,47,162

For DAR CREDIT & CAPITAL LTD.

12
Director

DAR CREDIT & CAPITAL LTD.
CIN : U65999WB1994PLC064438
Notes to standalone financial statements for the quarter ended 30th June, 2022

Note- 16.2 : Bank balances other than Cash and Cash Equivalents

Particulars	As at 30th June 2022	As at 31st March, 2022
Fixed deposits with banks (maturing after period of 3 months)	-	1,57,86,095
Total	-	1,57,86,095

Note- 17: Short-Term Loans and Advances

Particulars	As at 30th June 2022	As at 31st March, 2022
Other Loans and Advances :		
A. Unsecured, Considered good		
(a) Loans :		
To Individuals	41,56,29,470	35,54,47,756
To Inter Corporates	3,26,53,145	3,69,39,367
	44,82,82,615	39,23,87,123
(b) Advances :		
Advances recoverable in cash or in kind or for value to be received	53,12,438	46,22,465
	53,12,438	46,22,465
Total (A)	45,35,95,053	39,70,09,588
B. Unsecured, Doubtful		
Advances :		
To Individuals	-	4,00,000
Total (B)	-	4,00,000
Total (A+B)	45,35,95,053	39,74,09,588

Note- 18: Other Current Assets

Particulars	As at 30th June 2022	As at 31st March, 2022
Unsecured, considered good		
Advance tax net of provision for tax	95,30,320	93,50,538
Interest receivable	1,27,87,707	59,78,362
Other Balances with Revenue Authorities	33,36,305	30,75,468
Total	2,56,54,332	1,84,04,367

For DAR CREDIT & CAPITAL LTD.

12
Director

DAR CREDIT & CAPITAL LTD.

CIN : U65999WB1994PLC064438

Notes to standalone financial statements for the year ended 30th June, 2022

Note 10: Property, Plant and Equipment

Particulars	Gross Block			Accumulated Depreciation			Net Block		
	Balance as at 1st April, 2022	Additions	Disposals	Balance as at 30th June, 2022	Balance as at 1st April, 2022	Depreciation for the year	On disposals	Balance as at 30th June, 2022	Balance as at 31st March, 2021
Property, Plant and Equipment									
Buildings	2,27,29,121	-	-	2,27,29,121	27,49,528	89,780	-	28,39,308	1,98,89,813
Office Building	4,18,84,656	-	-	4,18,84,656	22,24,407	1,42,115	-	23,66,522	3,95,18,134
Furniture and Fixtures	1,89,71,672	-	-	1,89,71,672	51,21,068	4,48,073	-	55,69,141	1,34,02,531
Vehicles	2,00,08,061	61,77,341	-	2,61,85,402	83,75,314	7,15,113	-	90,90,427	1,70,94,975
Office Equipment	20,15,255	-	-	20,15,255	16,35,373	65,989	-	17,01,362	3,13,893
Air Conditioner	7,00,234	-	-	7,00,234	6,15,846	10,099	-	6,25,944	74,290
Computer	17,60,025	34,500	-	17,94,525	15,85,959	6,925	-	15,92,884	2,01,641
Total	10,80,69,024	62,11,341	-	11,42,80,365	2,23,07,495	14,78,094	-	2,37,85,589	9,04,95,276

Previous Year	10,43,06,649	70,71,523	33,09,148	10,80,69,024	1,94,54,759	55,03,830	26,51,093	2,23,07,495	8,57,61,529
---------------	--------------	-----------	-----------	--------------	-------------	-----------	-----------	-------------	-------------

For DAR CREDIT & CAPITAL LTD.


Director

DAR CREDIT & CAPITAL LTD.

CIN : U65999WB1994PLC064438

Notes to standalone financial statements for the quarter ended 30th June, 2022

Note- 19 - Revenue from Operations

Particulars	As at 30th June 2022	As at 31st March, 2022
Interest		
Interest on Loan	5,03,61,230	22,36,21,421
Overdue Interest	9,79,650	64,63,877
	5,13,40,880	23,00,85,298
Other Financial Services		
Credit Facilitation income	6,43,289	-
Interest on Fixed Deposit with Bank	8,41,048	49,32,919
Interest on Other Deposit	10,60,891	42,99,914
Processing Fee	15,00,282	29,47,943
Prepayment Charges	-	-
	40,45,510	1,21,80,775
Total	5,53,86,390	24,22,66,073

Note- 20 - Other Income

Particulars	As at 30th June 2022	As at 31st March, 2022
Dividend Income	-	-
Rent Received	1,63,526	7,57,456
Interest Income	-	54,42,629
Profit On sale of securities	6,75,198	31,125
Profit on Sale of Assets	-	3,01,753
Miscellaneous Receipts	1,253	4,35,531
Total	8,39,977	69,68,495

Note -21 - Employee Benefit Expenses

Particulars	As at 30th June 2022	As at 31st March, 2022
Salaries,wages and Bonus	46,62,523	2,77,97,411
Contribution to provident & other funds	7,35,483	15,09,203
Directors Remuneration	13,05,296	31,07,539
Staff Welfare Expenses	6,75,368	45,67,876
Total	73,78,669	3,69,82,029

Note -22 - Finance Cost

Particulars	As at 30th June 2022	As at 31st March, 2022
Interest on Cash Credit	19,54,493	2,05,57,946
Interest on Term Loan	2,09,97,257	8,28,42,008
Interest on Loan - Against Vehicle	2,28,531	5,27,197
Interest on Debentures	38,64,756	1,57,13,567
Interest on Bank Overdraft	70,743	2,10,856
Interest on unsecured loan	75,000	3,00,000
Bank Charges	6,59,673	11,14,742
Total	2,78,50,453	12,12,66,316

For DAR CREDIT & CAPITAL LTD.

12
Director

DAR CREDIT & CAPITAL LTD.

CIN : U65999WB1994PLC064438

Notes to standalone financial statements for the quarter ended 30th June, 2022

Note -23 - Provisions and Contingencies

Particulars	As at 30th June	As at 31st March,
	2022	2022
Provision for Bad & Doubtful Debts (As per RBI Rules)	4,00,000	16,00,000
Provisions for Gratuity (As per Actuarial Valuation)	43,270	2,74,034
Total	4,43,270	18,74,034

Note 24 - Other Expenses

Particulars	As at 30th June	As at 31st March,
	2022	2022
Advertisement	39,777	1,18,182
Audit Fees	1,25,000	5,00,000
Collection Charges	4,00,000	20,45,710
Business Procurement Expenses	4,00,000	33,21,465
Commission and Brokerage	5,00,000	19,01,200
Computer Hire & Maintenance Charges	67,539	8,74,050
CSR Expenditure	4,57,600	11,96,343
Consultancy Fee	48,000	12,48,574
Business Development and Promotion Exp.	4,35,000	31,75,874
Camp Office Expenses	12,26,400	61,42,510
Electricity & Water	1,36,807	4,26,225
Entertainment	3,83,505	9,25,267
Insurance	1,55,105	1,77,877
Training and Probation	42,000	6,64,696
Loss On sale of securities		3,736
GST Late Fee		40,437
Market Survey Expenses		7,34,212
Office Maintenance	20,22,205	75,05,337
Rent	3,66,306	15,52,726
Printing & Stationery	1,39,524	2,20,264
Membership & subscriptions	1,33,749	2,17,478
Rating Expenses		3,52,275
Postage & courier		74,151
Software Charges	1,12,471	7,60,107
Telephone & Fax	67,054	2,39,246
Travelling & Conveyance expense	7,60,417	21,80,269
Vehicle Maintenance	9,28,662	35,35,783
Professional Fees	1,13,051	31,58,162
Processing Fees	6,75,000	37,35,000
Rates & Taxes	2,53,006	5,26,737
Donation	11,000	-
Miscellaneous Expenses	6,37,958	5,63,677
Total	1,06,37,134	4,81,17,569

For DAR CREDIT & CAPITAL LTD.

Director



Date: 10/08/2022

To
BSE Limited
P. J. Towers,
Dalal Street, Fort,
Mumbai – 400 001.

Dear Sir,

Scrip Code: 960472, 960473, 960474, 960475

Subject: Disclosures as per Regulation 52(4) of the Securities and Exchange Board of India (Listing Obligations and Disclosure Requirements) Regulations, 2015 (the Regulations)

We, Dar Credit & Capital Ltd., disclose the following line items along with the financial results for the quarter year ended 30th June 2022:

- (a) Credit rating: **BBB**
(b) debt-equity ratio: **1.52**
(c) Previous due date for the payment of interest of non-convertible debt securities and whether the same has been paid or not:

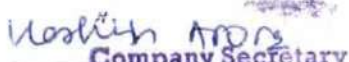
Previous due dates	Whether paid or not
10 th November 2021	Paid
10 th February 2021	Paid
10 th May 2022	Paid

(d) Next due date for the payment of interest of non-convertible debt securities: **Due on 10th August 2022.**

- (e) Debenture redemption reserve: **Not Applicable**
(f) Net worth: **Rs. 6206.37 Lakhs**
(g) Net profit after tax: **Rs 54.22 Lakhs**
(h) Earning per share: **0.54**
(i) Long term debt to working capital: **2.43**
(j) Bad debts to Account receivable ratio: **0.50%**
(k) Current liability ratio: **0.68**
(l) Total debts to total assets: **0.61%**
(m) Debtors turnover: **Not Applicable**
(n) Inventory turnover: **Not Applicable**
(o) Operating margin (%): **3.32%**
(p) Net profit margin (%): **0.47%**

For Dar Credit & Capital Ltd.

For Dar Credit & Capital Ltd.


Kashish Arora
Company Secretary

Registered Office :
Business Tower
206, A.J.C Bose Road
Unit No. 6B, 6th Floor
Kolkata 700017, W.B.
Tel : 033 2287 3355, 4064 6495
Email : Kolkata@darcredit.com
Website : www.darcredit.com
CIN : U65999WB1994PLC064438



Dar Credit & Capital Ltd.

... We make life simple

Date: 10/08/2022

To
BSE Limited
P. J. Towers,
Dalal Street, Fort,
Mumbai – 400 001.

Dear Sir,

Scrip Code: 960472, 960473, 960474, 960475

Subject: Statement of Material Deviations as per Regulation 52(7) of SEBI (Listing Obligations and Disclosure Requirements) Regulations, 2015 for Quarter year ended June 30, 2022

This is to inform you that there is no material deviation in the use of proceeds from the issue of Non-Convertible Debentures and the same have been utilized for the objects stated in the Offer Documents.

For Dar Credit & Capital Ltd.

For Dar Credit & Capital Ltd.


Company Secretary

Kashish Arora
Company Secretary

Registered Office :
Business Tower
206, A.J.C Bose Road
Unit No. 6B, 6th Floor
Kolkata 700017, W.B.
Tel : 033 2287 3355, 4064 6495
Email : Kolkata@darcredit.com
Website : www.darcredit.com
CIN : U65999WB1994PLC064438



Annexure: A

1. Pursuant to Regulation 54 of the SEBI (Listing obligations and Disclosure Requirements) Regulations, 2015, we would like to state that all secured Non-Convertible Debentures (NCDs) issued by the Company and outstanding as on June 30, 2022 are fully secured by first exclusive charge created over the loan receivables of the Company. Accordingly, the Company is maintaining 110% asset cover required as per the terms of Information Memorandum.
2. Pursuant to Regulation 52(7) of the SEBI (Listing obligations and Disclosure Requirements) Regulations, 2015, we hereby confirm that issue proceeds of Non-Convertible Debentures (NCDs) issued by the Company and outstanding as on June 30, 2022 are being utilized as per the objects stated in the offer document. Further, we also confirm that there have been no deviations, in the use of proceeds of issue of NCDs from the objects stated in the offer document.
3. Disclosures in terms of Regulation 52(4) of the SEBI (Listing Obligations and Disclosure Requirements) Regulations, 2015 for the Quarter ended June 30, 2022

Sr. No.	Particulars	Ratios As on 30 th June 2022
1	Debt equity ratio	1.52:1
2	Debt service coverage ratio:	Not applicable to NBFC
3	Interest service coverage ratio:	Not applicable to NBFC
4	Outstanding redeemable preference shares (quantity and value) :	Not applicable as there are no redeemable preference shares
5	Capital / Debentures Redemption Reserve	Not applicable
6	Net worth (Rs in lakhs)	6206.37
7	Net profit after tax for the quarter ended June 30, 2022 (Rs in lakhs)	54.22
8	Earnings per equity share for the Quarter ended June 30, 2022	
	- Basic EPS (in Rupees)	0.54
	- Diluted EPS (in Rupees)	0.54
9	Current Ratio	1.48
10	Long term debt to working capital	2.43
12	Current liability ratio	0.68
13	Total debts to total assets	0.61%
14	Debtors turnover	Not applicable
15	Inventory turnover	N.A.
16	Operating margin (%)	3.32%
17	Net profit margin (%)	0.47%

For & On behalf of
Dar Credit & Capital Ltd.

For Dar Credit & Capital Ltd.

Kashish Arora

Kashish Arora

Company Secretary

Registered Office :

Business Tower
206, A.J.C Bose Road
Unit No. 6B, 6th Floor
Kolkata 700017, W.B.

Tel : 033 2287 3355, 4064 6495

Email : Kolkata@darcredit.com

Website : www.darcredit.com

CIN : U65999WB1994PLC064438